

Welcome to St. Peter's College

First Year 2023



Name _____



Starting First Year in St. Peter's College

Starting out in a new school can be a daunting experience but you need to remember that everyone will have the same worries and concerns. By chatting with other sixth class students, you will realise that many of you will have the same worries and concerns. You may find the answers to your questions in the question and answer section of this booklet or your teacher may be able to help you. For anything else, please ask your teacher to contact our school with a list of your questions and we will get back to you with the answers.



My hopes



My worries



My concerns

Questions

As you start in your new school, you are bound to have many questions. The following information may help to answer some of those questions.

What is my tutor class?

Every student is assigned to a tutor class. Your tutor will teach you for one of your subjects and he/she will be the person who helps you with day to day issues. Your parents should also contact your tutor with their concerns. Your tutor will help you to get used to your new school.

What is assembly?

Each year group has assembly with their tutors and Ceannaire (Year head). At assembly, important notices for students are discussed and explained. It is also where we celebrate student successes and achievements.

Who are the Monitors?

Monitors are Transition Year students assigned to every first year tutor class. Their role is to help you with any questions or concerns that you may have in your first year.

What is a timetable?

A timetable is a list of all the classes you have on each day of the week. It will name your class, your teacher and tell you where to find your classroom. Most classes last for 40 minutes but option classes, Science and PE last for 80 minutes. Keep a copy of your timetable in your diary and at home. Help with reading your timetable can be found later in this booklet.

Tell me about the lockers

Lockers are issued to every student at the start of the school year. You will be given a padlock that you must keep on the locker. This will keep your belongings safe. We advise students get mesh book bags to keep everything needed for a subject together. This will make it easier and quicker for you when you are at your locker. If you have any locker problem, please let Ms Acton know and we will help you.

What sports can I play?

Sports at St. Peter's include: football, hurling, camogie, basketball, athletics, equestrian and table tennis. Training takes place after school. Listen for announcements at assembly and during the morning announcements regarding training and when to sign up for teams. No experience is necessary, so do sign up for a sport. It is a great way to meet new friends.

What is the School Journal?

The journal is a school document. It contains important school information, policies, permission slips, absence notes and your homework journal. Students must bring it to every class.

How do I manage my homework?

Getting used to being assigned homework by a number of teachers in one day sounds like it could be tricky but the important thing is to remember to write down all homework in your homework journal. Remember to write down learning homework as well as written homework. You should also note when the homework is due as you will be able to spread the work over the week. Homework for first year students should take no longer than 1.5 to 2 hours. If it is taking you longer than this, please tell your tutor or ask a parent or guardian to contact your tutor.

I'm not into sport, what can I do?

There are a variety of non-sporting activities such as debating, the games room, Chess club, Lego Club, Choir, Orchestra, the Traditional Music Group and the Green Schools Committee. The Library holds many exciting activities for students such as Open Mic competitions, Creative Writing and Book Club. Great friendships have developed out of these clubs.

I have personal worries and I would like to talk to someone

Sometimes students have personal worries or problems that they would like to discuss in private. If you have a concern, please let your Ceannairí, Mr McCarthy or Ms O Carroll, know and they will link you in with the correct supports - the Special Educational Needs Team, Guidance Counsellors or the school Chaplain.

What does the uniform look like and where do I get it?

The junior uniform is a St. Peter's College, green, round neck jumper, kilt or navy trousers for girls, navy trousers for boys and a white shirt. All students are required to wear the St. Peter's College school uniform coat. No other coat is permitted. Black shoes should be worn.

Uniforms can be purchased directly from Leddy Uniforms:
3 St. Brigid's Shopping Centre, Main Street, Blanchardstown. Dublin 15.
Email: info@leddyuniforms.ie Website: www.leddyuniforms.ie

All students wear the school PE uniform for PE and all school sports events. The St. Peter's College polo shirt and hoodie can be purchased from Dunboyne Sports & Leisure, Main St, Dunboyne and should be worn with plain tracksuit bottoms or active/sportswear leggings.



When will I start in St. Peter's College?

You will start in school on August 28th, 2023.

What happens on the first day of school?

On your first day at school, you will be assigned into your tutor group, meet your tutor and the Monitors for your class. Your tutor and Monitors will give you a tour of the school and they will explain important things that you need to know in our school such as how to read your timetable. The Monitors will continue to help you in the months ahead. Everyone will be delighted to help you to settle into our school.

What will I need on the first day?

On the first day you will not have any formal classes so there is no need to bring books. You should bring your pencil case and a copy for writing down notes. You should also bring a healthy, packed lunch and water or juice to drink.

Getting used to working with a timetable

In primary school you are used to working with one teacher, all day long. In secondary school students have different teachers for every subject. Most classes last for 40 minutes but some practical subjects last for 80 minutes. This means that you will have frequent changes of teacher. You will also move classroom for each subject.

Below you will see a sample timetable for a first year student.

	8.50	9.30	10.10	10.50	11.05	11.45	12.25	1.05	1.45	2.25	3.05
Mon	GEOG	HIS	SPAN		ENG	MAT	1OPT2		1OPT1		
	WIOR	SAWO	PAHE		A, LARN, S	AGR, GEH	WOOD		ART	IRI	REL
	R25	R36	R29		R51	R07	R34		EMBR	LOHA	LOBI
Tue	CSPE	IRI	SPAN		GEOG	REL	SPHE		MAT	ENG	
	SIRE	LOHA	PAHE		WIOR	LOBI	IMO, LAR		JAGR	HED, JOF/	
	R20	R15	R29		R25	R18	R20		R07	R52	
Wed	1OPT1		1PE B			W-Being			1OPT3		
	ART		PE			HIS			SCI		
	EMBR		ANMU			PAHE	SAWO		EIHO		
									R19LAB		
Thu	IRI	MAT	REL		CSPE	ENG	GEOG		SPHE	SPAN	HIS
	LOHA	AGR, PASI	LOBI		SIRE	DFA, DEC	WIOR		IMO, ABH	PAHE	SAWO
	R15	R07	R20		R20	R51	R25		R26	R29	R36
Fri	OAL	ENG	SPAN		1OPT2		1OPT3		MAT	IRI	
	DAWA	HED, JOF/	PAHE		WOOD		SCI		JAGR	LOHA	
	R06	R51	R29		DODE		EIHO		R07	R15	

At first glance it may appear a little complicated but once you understand it, it is quite easy to read.

The first line of the timetable shows all classes on Monday. Each block in the line represents a class. The blocks contain information about the class; the subject, the teacher and the room. Some subjects have two teachers, this is so that we can provide extra help to students in class. Optional subjects are shown with a code: 1 OPT 1, 1 OPT 2 and 1 OPT 3.

In this example, the first class on Monday is Geography. The letters and numbers underneath are the code for the teacher and the room number. This Geography class will take place in room 25 with Mr O Reilly. The second class of the day is History. It is in room 36 with Ms Woolhead.

Now it is your turn to have a try at reading the timetable!

1. What are this student's options?

2. On what days does this student have Maths classes?

3. What subjects have double classes?

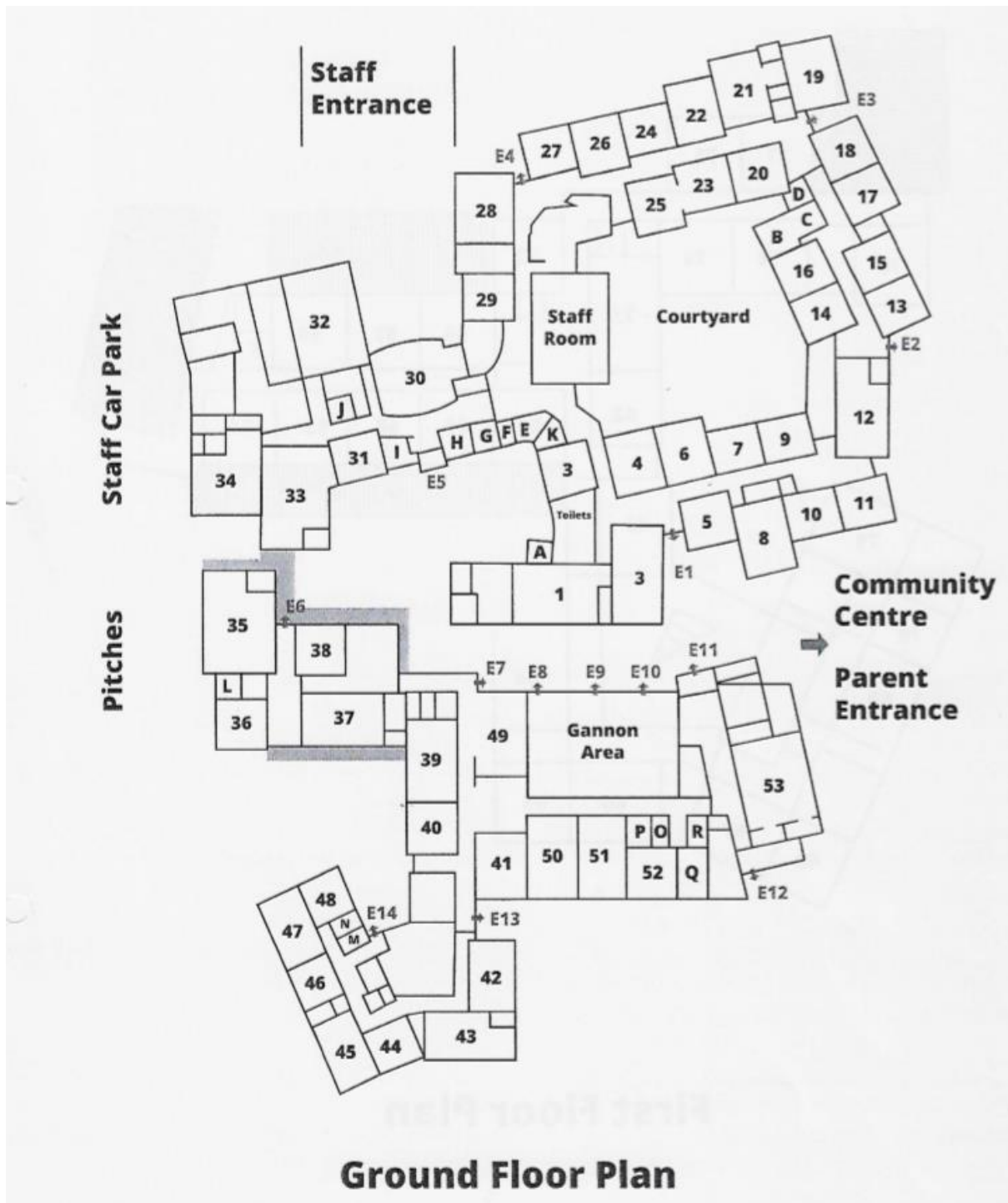
4. What room does this student go to for Art?

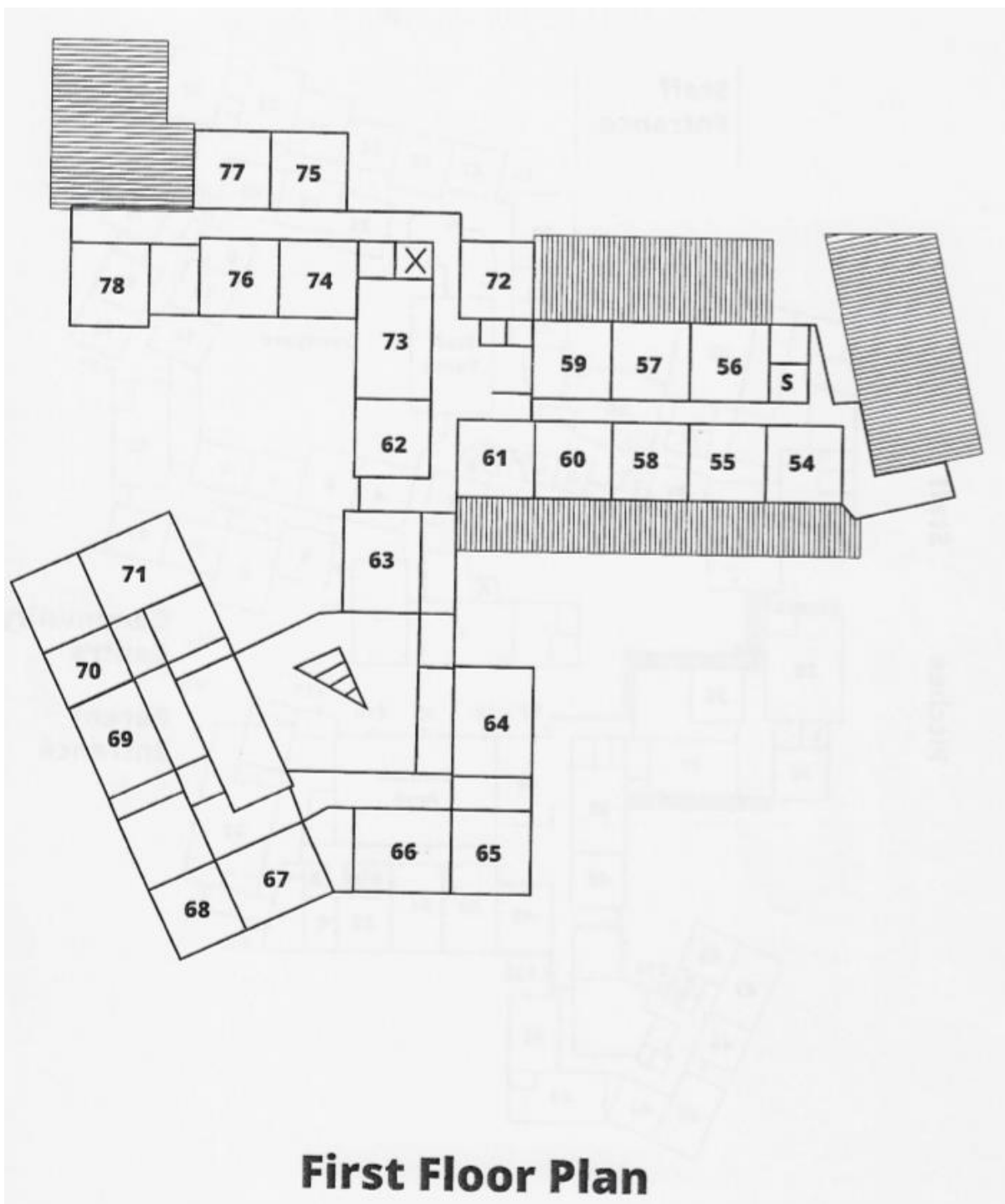
5. What time is little break and lunch?

6. On what days does school finish early?

Finding your way around our school

On your first day, you will be given a tour around the school by the Monitors for your class. This will help you to become familiar with the school and to learn your way around. Sometimes new students worry that they may become lost but should that happen to you, just ask a nearby teacher or student for directions. They will only be delighted to help! Below you will see a map of our school.





Try to find...

Our canteen is in the Gannon Area. Can you find it?

The Art class is in room 43. Can you see it?

Have another look at the sample timetable. Can you find this student's classrooms?

We asked our first year students for some words of advice for sixth class students preparing to come to our school. This is their advice.....

It isn't any harder than moving up a year in primary.

Keep calm and look forward to it.

Relax cause if you get all worried it makes everything seem more complicated when it's really very simple.

Get folders to organise your books.

Try your best.

You will enjoy it more than primary school.

It is not as daunting as it seems and you will get used to it very quickly.

Don't worry it's all gonna be grand.

Don't be worried to come in. Be yourself because there is no one like you in your school. So be yourself and don't be worried. Everyone is very understanding and kind.

Don't worry, you will settle in fast.

Don't worry about the teachers or finding new friends or even meeting new people. It is a very welcoming school.

Don't worry about getting lost, we all did and you can ask any teacher for help.

Some pictures of our school.....




Introducing Travis.....

A very important member of our school community is Travis. Travis is our Community dog from Irish Guide Dogs for the Blind. Travis comes to school every day and spends time with our students. He is very calm and well behaved! He is a great asset to our school.



He has even had his portrait painted!





Ms Maye, Principal



Mr McNamara, Deputy Principal



Ms Synan, Deputy Principal



Ms Acton, Deputy Principal



Mr McCarthy, Ceannaire



Ms O Carroll, Ceannaire

We look forward to meeting you when you come to our school. In the meantime, don't forget to ask your teacher to contact us with any of your questions.